



## How to Respond to Opioid Overdose Using Narcan

- Do not remove or test the Narcan Nasal Spray until ready to use.
- Each Narcan Nasal Spray has one dose and cannot be reused.
- You do not need to prime Narcan Nasal Spray.

1

Lay the person on their back to receive a dose of Narcan. Remove Narcan Nasal Spray from box.



2



PEEL back the package to remove device. Hold device with your thumb on the bottom of the red plunger and two fingers on the nozzle.

PLACE and hold the tip of nozzle in either nostril until your fingers touch the bottom of the person's nose.

PRESS the red plunger firmly to release the dose into the person's nose.

3



Call for Emergency Medical Help. Report that a person is unconscious and not breathing. Tell responders that you have administered Narcan.

4

If the person does not respond by waking up, to voice or touch, or breathing normally in three minutes, another dose may be given in the opposite nostril.

5

Put the person in recovery position. Hand supports head and knee stops body from rolling on to stomach.



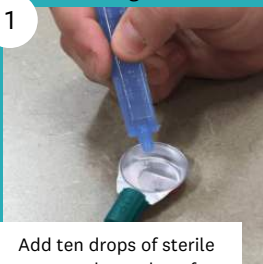
6

Stay with the person. Narcan wears off in 30-90 minutes. If the person wakes up, let them know what happened. Tell them that Emergency Services are on the way.

## How to Use A Fentanyl Test Strip

### Testing Residue

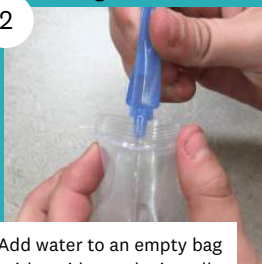
1



Add ten drops of sterile water to the cooker after the shot has been drawn up and stir well.


### Testing Pills or Powder

2



Add water to an empty bag with residue and mix well. If using pills, break off a piece and stir into water.

3



Hold the blue end of the test strip and dip it into the water for fifteen seconds. Only dip up to the wavy lines.

4



Wait two minutes until lines appear in the middle of the test strip.

5



**1 line - Positive for fentanyl**



**2 lines - Use caution**



Check the test results. One line means that substance has fentanyl in it. No substances are 100% safe.

## Additional Tips for Safe Use

- Carry Narcan. Notify friends or family where Narcan is stored.
- Not Using Alone: Taking turns using so someone can respond or call for help in the event of an overdose can be very helpful.
- Slow Down: Use less if there have been any changes to tolerance, since using the same amount increases overdose risk.

**SAFE Project  
Safety Plan**

